

Troubleshooting

Flowcharts (cont'd)

Diagnostic Trouble Code (DTC) 6-4: Rear Fail-Safe Relay Circuit

CAUTION: Use only digital multimeter to check the system.

- With engine running, ABS indicator light is ON.
- With service check connector jumped (see page 19-51), DTC 6-4 is indicated.

Remove the rear fail-safe relay from under-hood relay box C.

Check relay function (see page 19-85).

Does it work properly?

NO

Replace the rear fail-safe relay.

YES

Turn the ignition switch ON.

Check for voltage between the rear fail-safe relay No. 1 (YEL/BLK) terminal and body ground.

Is there battery voltage?

NO

Repair open in YEL/BLK wire between the No. 3 REAR DEFROSTER RELAY, COOLING FAN RELAY (15 A) fuse in the underdash fuse/relay box and rear fail-safe relay.

YES

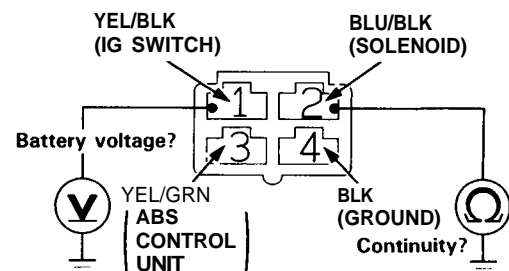
Turn the ignition switch OFF.

Disconnect the solenoid connector.

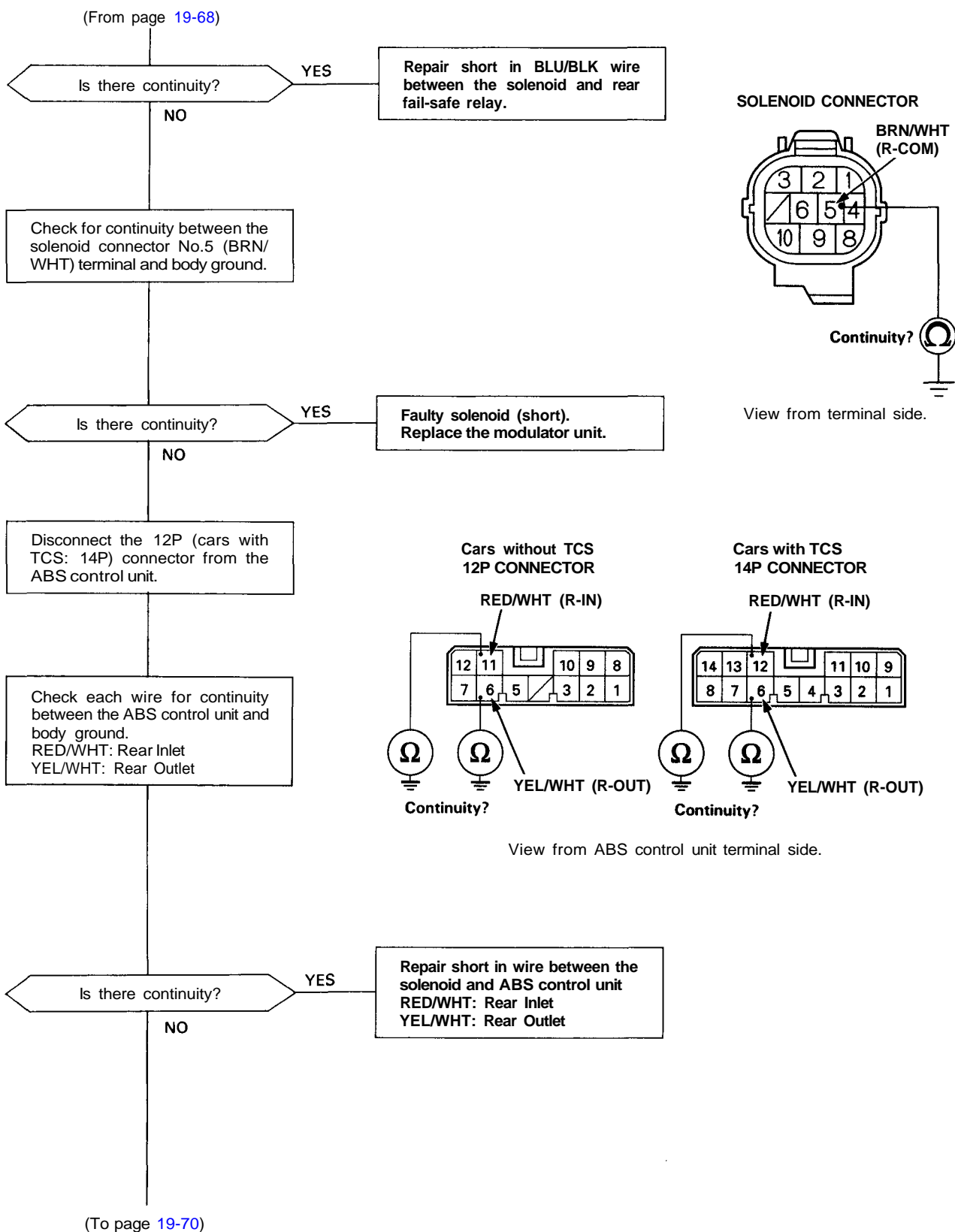
Check for continuity between the rear fail-safe relay No.2 (BLU/BLK) terminal and body ground.

(To page 19-69)

REAR FAIL-SAFE RELAY CONNECTOR



View from terminal side.



(cont'd)

Troubleshooting

Flowcharts (cont'd)

(From page 19-69)

Remove the front fail-safe relay from under-hood relay box C.

Disconnect the 18P (cars with TCS: 20P) connector from the ABS control unit.

Check for continuity between the No. 17 (cars with TCS: No. 19) (YEL/GRN) terminal and body ground.

Is there continuity?

YES

Repair short in YEL/GRN wire between the ABS control unit and rear fail-safe relay.

NO

Reinstall the rear fail-safe relay.

Turn the ignition switch ON.

Check for voltage between the No. 17 (cars with TCS: No. 19) (YEL/GRN) terminal and body ground.

Is there battery voltage?

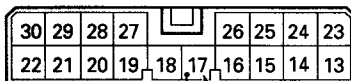
NO

Repair open in YEL/GRN wire between the rear fail-safe relay and ABS control unit.

YES

Check for loose ABS control unit connectors. If necessary, substitute a known-good ABS control unit and recheck.

Cars without TCS
18P CONNECTOR

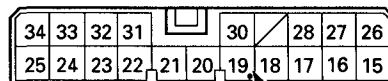


Continuity?



YEL/GRN (FSR)

Cars with TCS
20P CONNECTOR



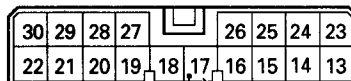
Continuity?



YEL/GRN (FSR)

View from ABS control unit terminal side.

Cars without TCS
18P CONNECTOR

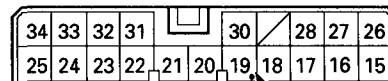


Battery voltage?



YEL/GRN (FSR)

Cars with TCS
20P CONNECTOR



Battery voltage?



YEL/GRN (FSR)

View from ABS control unit terminal side.